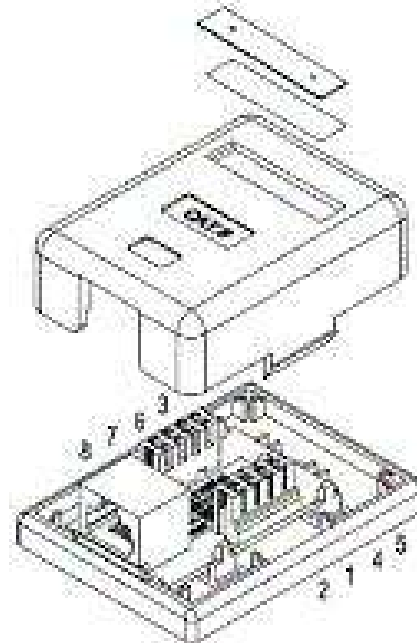


Cat.6 RJ-45 Surface Mount Box (UTP) / PCB-Dual-Type

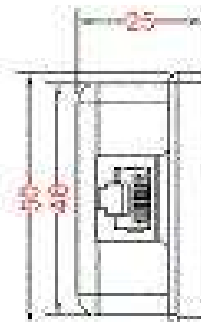
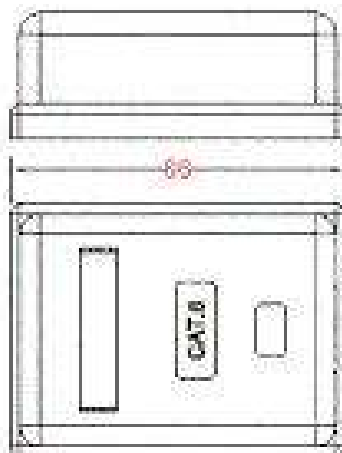
Color coding information

T568B	T568A
1---WH/OR	1---WH/GN
2---OR	2---GN
3---WH/GN	3---WH/OR
4---BL	4---BL
5---WH/BL	5---WH/BL
6---GN	6---OR
7---WH/BR	7---WH/BR
8---BR	8---BR



[Gable-Tie Attached]

Dimensions:



Performance:

Meets Cat.6 EIA/TIA 568B 2-1 Standard.

Materials:

Plastic Body	: Fireproof ABS UL-94V0
RJ-45 Jack	: 8P8C 50 micro inches gold plated
PCB	: FR-4 / 1.6mm UL-94V0
IDC Body	: Fireproof ABS UL-94V0
IDC Pin	: Bronze & Tinned

Label Color Code: T568 A/B

IDC Description: For 22-26 AWG
For 110 or Krone punch-down Tool

Electrical Specifications:

Insulation Resistance	: 500M ohms (min.)
Contact Resistance	: 20m ohms (max.)
Current Rating	: 1.5 Amps
DC Resistance	: 0.1 ohm (max.)
Withstanding Voltage	: 1000 VAC RMS @ 60Hz / 1 min.

Mechanical Specifications:

IDC Punch Down Cycle	: Over 25 Cycles (min.)
RJ-45 Jack Insertion Cycle	: Over 2000 Cycles (min.)

Operation Temperature : -40 ~ +70 degree / C

DRAWING		ITEM NO.		56XU-180X	
	APPN		CUSTOMER		
CHK	CHECK		DATE		
SCALE	DESIGN		TOLERANCE	: ± 0.1	± 0.1